


(2,54mm) .100"

ESW, ESQ SERIES



ELEVATED SOCKET

Mates with:
TSW, MTSW, EW, MTLW,
TSS, ZSS,
TSM, DW, ZW, HW

SPECIFICATIONS

For complete specifications see www.samtec.com?ESW or www.samtec.com?ESQ

Insulator Material:
Black Glass Filled Polyester



Contact Material:
Phosphor Bronze



Plating:
Au or Sn over 50µ" (1,27µm) Ni

Voltage Rating:
550 VAC mated with TSW or ESQ

Operating Temp Range:
-55°C to +125°C with Gold
-55°C to +105°C with Tin

Contact Resistance:
10 mΩ max

Insertion Depth:
(3,68mm) .145" to (6,35mm) .250"

Insertion Force:
(Single contact only)
Standard = 6oz (1,67N) avg. (0,64mm) .025" SQ pin);

ESW Low Insertion Force= 3oz (0,83N) avg.

ESQ Low Insertion Force= 3.3oz (0,92N) avg.

Normal Force:
Standard = 125 grams (4,4N)

Withdrawal Force:
(Single contact only)
Standard = 5oz (1,39N) avg. (0,64mm) .025" SQ pin);

ESW Low Insertion Force= 2.6oz (0,72N) avg.
ESQ Low Insertion Force= 2.9oz (0,81N) avg.

Max Cycles:
100 with 10µ" (0,25µm) Au

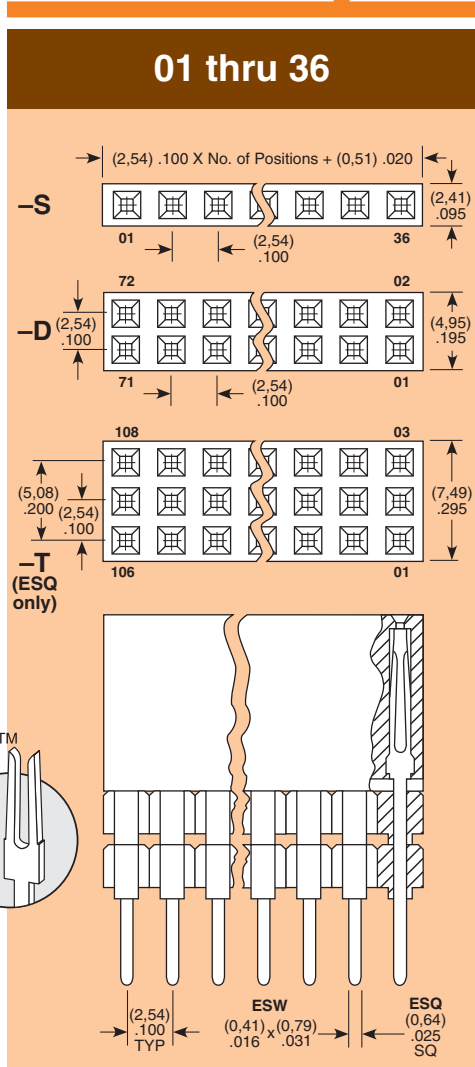
RoHS Compliant:
Yes

Lead-Free Solderable:
Wave only



TYPE STRIP	1	NO. PINS PER ROW	LEAD STYLE	PLATING OPTION	ROW OPTION	OTHER OPTION												
ESW = Solder Tail																		
ESQ = Square Tail																		
		<table border="1"> <thead> <tr> <th colspan="2">CURRENT RATING</th> </tr> <tr> <th>AMBIENT TEMP</th> <th>ESW mated with TSW</th> </tr> </thead> <tbody> <tr> <td>20°C</td> <td>6.9A</td> </tr> <tr> <td>40°C</td> <td>6.0A</td> </tr> <tr> <td>60°C</td> <td>5.3A</td> </tr> <tr> <td>95°C</td> <td>3.5A</td> </tr> </tbody> </table>		CURRENT RATING		AMBIENT TEMP	ESW mated with TSW	20°C	6.9A	40°C	6.0A	60°C	5.3A	95°C	3.5A			
CURRENT RATING																		
AMBIENT TEMP	ESW mated with TSW																	
20°C	6.9A																	
40°C	6.0A																	
60°C	5.3A																	
95°C	3.5A																	
		<p>6 POSITIONS (2x3) POWERED</p>																
		<p>01 thru 36</p>																
			<p>-L = 10µ" (0,25µm) Gold contact, Matte Tin on tail</p>		<p>-S = Single Row</p>	<p>-LL = Locking Lead</p>												
			<p>-G = 20µ" (0,51µm) Gold contact, Gold Flash on Balance</p>		<p>-D = Double Row</p>	<p>Two leads per strip crimped. N/A with single row 1 or 2 positions.</p>												
			<p>-T = Matte Tin (N/A w/LIF contact)</p>		<p>-T = Triple Row (ESQ only)</p>	<p>"XXX" = Polarized</p>												

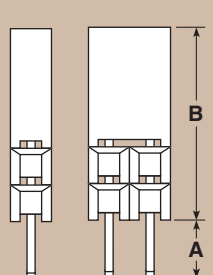
Note: Other Gold plating options available. Contact Samtec.



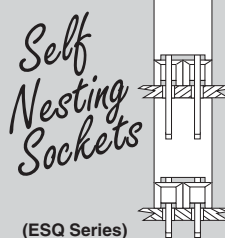

Note: Some lengths, styles and options are non-standard, non-returnable.

Specify LEAD STYLE from chart below.

STANDARD INSERTION FORCE	LOW INSERTION FORCE	A	B
- 12	- 37	(2,29) .090	(11,05) .435
- 13	- 38	(7,36) .290	(13,59) .535
- 23	- 48	(4,83) .190	(12,19) .480
- 33	- 58	(2,29) .090	(11,05) .435
- 14	- 39	(9,65) .380	(13,59) .535
- 24	- 49	(7,11) .280	(16,13) .635
- 34	- 59	(4,57) .180	(18,67) .735



APPLICATIONS



PC/104™ J1/P1 "Stackthrough" Connectors	
Standard Insertion Force	ESQ-132-14-G-D
Low Insertion Force	ESQ-132-39-G-D
PC/104™ J1 "Non-Stackthrough" Connectors	
Standard Insertion Force	ESQ-132-12-G-D
Low Insertion Force	ESQ-132-37-G-D
PC/104™ J2/P2 "Stackthrough" Connectors	
Standard Insertion Force	ESQ-120-14-G-D
Low Insertion Force	ESQ-120-39-G-D

PC/104 is a trademark of the PC/104 Consortium.

Due to technical progress, all designs, specifications and components are subject to change without notice.

WWW.SAMTEC.COM